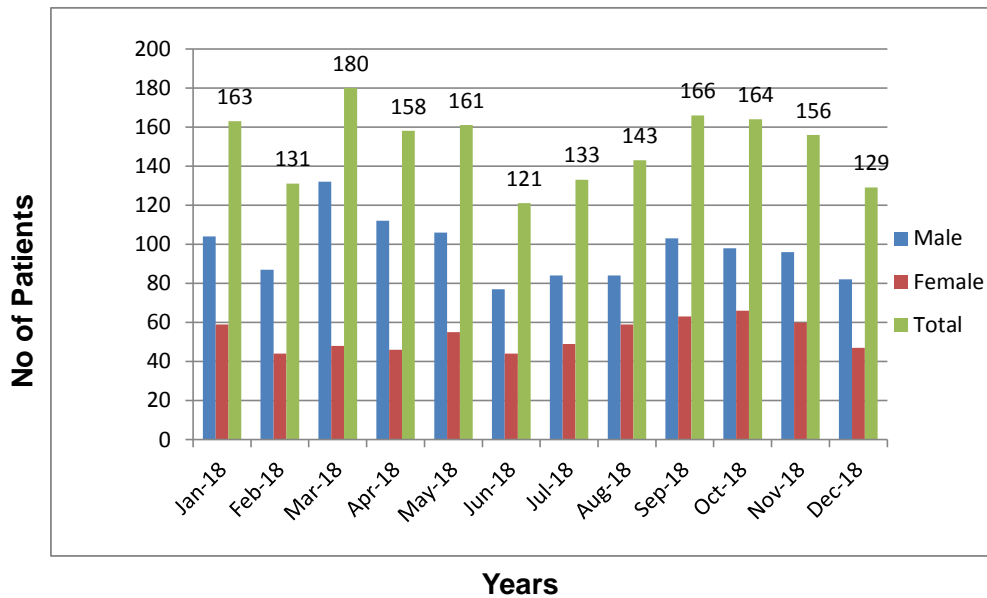


Karachi Institute of Heart Diseases
Summary of Angiography
Jan - Dec 2018

S.No	Month & Year	Male	Female	Total
1	Jan-18	104	59	163
2	Feb-18	87	44	131
3	Mar-18	132	48	180
4	Apr-18	112	46	158
5	May-18	106	55	161
6	Jun-18	77	44	121
7	Jul-18	84	49	133
8	Aug-18	84	59	143
9	Sep-18	103	63	166
10	Oct-18	98	66	164
11	Nov-18	96	60	156
12	Dec-18	82	47	129
Total		1165	640	1805

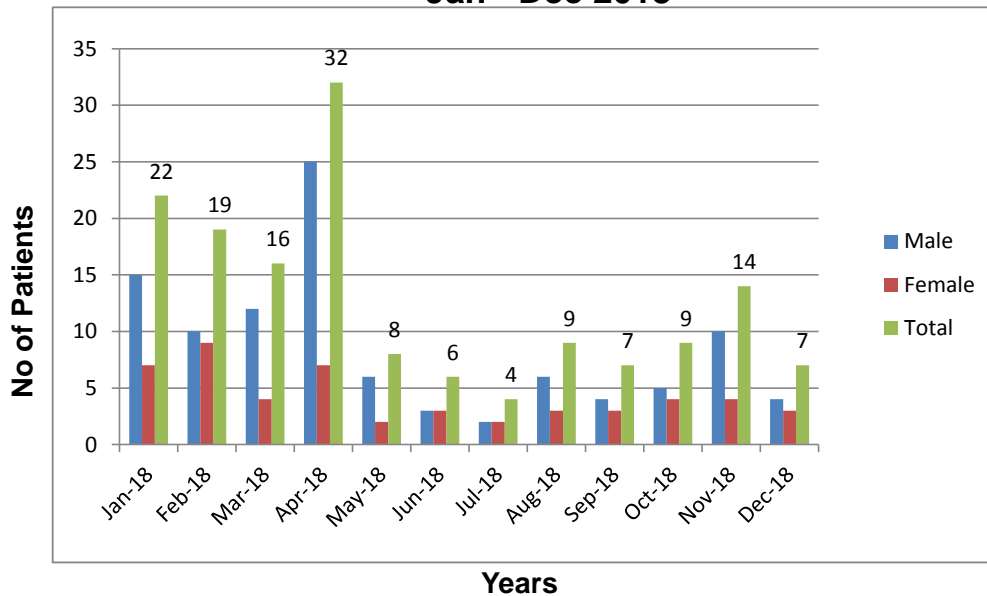
Summary Of Angiography
Jan- Dec 2018



Karachi Institute of Heart Diseases
Summary of Angioplasty
Jan - Dec 2018

S.No	Month & Year	Male	Female	Total
1	Jan-18	15	7	22
2	Feb-18	10	9	19
3	Mar-18	12	4	16
4	Apr-18	25	7	32
5	May-18	6	2	8
6	Jun-18	3	3	6
7	Jul-18	2	2	4
8	Aug-18	6	3	9
9	Sep-18	4	3	7
10	Oct-18	5	4	9
11	Nov-18	10	4	14
12	Dec-18	4	3	7
Total		102	51	153

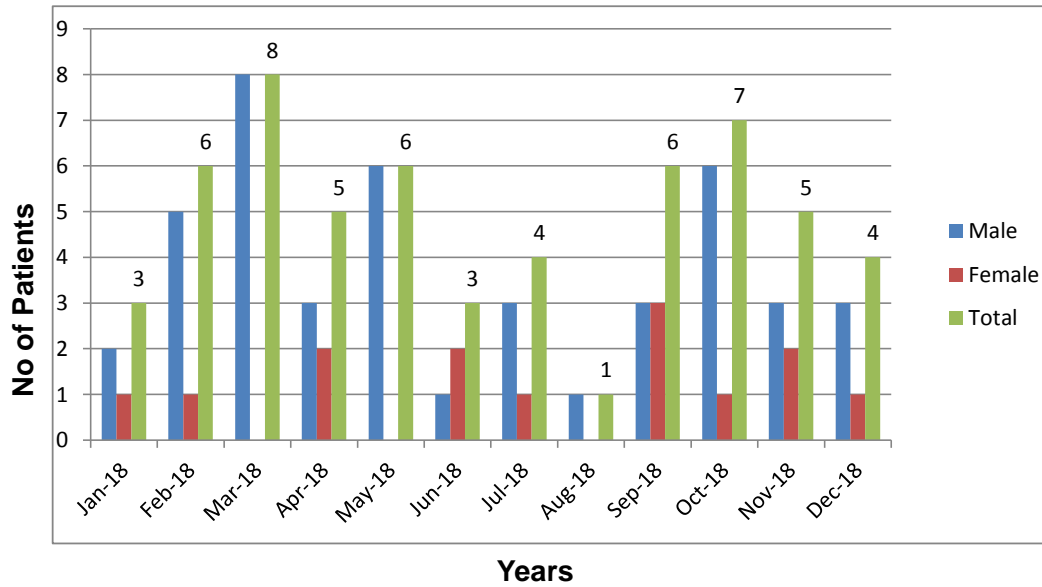
Summary of Angioplasty
Jan - Dec 2018



Karachi Institute of Heart Diseases
Summary of Bypass
Jan - Dec 2018

S.No	Month & Year	Male	Female	Total
1	Jan-18	2	1	3
2	Feb-18	5	1	6
3	Mar-18	8	0	8
4	Apr-18	3	2	5
5	May-18	6	0	6
6	Jun-18	1	2	3
7	Jul-18	3	1	4
8	Aug-18	1	0	1
9	Sep-18	3	3	6
10	Oct-18	6	1	7
11	Nov-18	3	2	5
12	Dec-18	3	1	4
Total		44	14	58

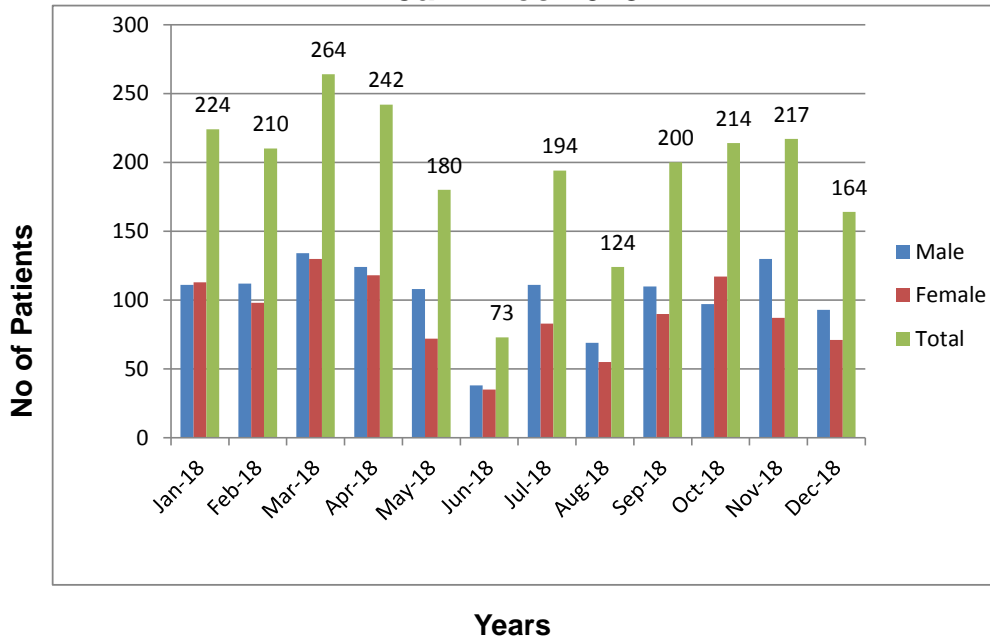
Summary Of Bypass
Jan - Dec 2018



Karachi Institute of Heart Diseases
Summary of Thallium
Jan - Dec 2018

S.No	Month & Year	Male	Female	Total
1	Jan-18	111	113	224
2	Feb-18	112	98	210
3	Mar-18	134	130	264
4	Apr-18	124	118	242
5	May-18	108	72	180
6	Jun-18	38	35	73
7	Jul-18	111	83	194
8	Aug-18	69	55	124
9	Sep-18	110	90	200
10	Oct-18	97	117	214
11	Nov-18	130	87	217
12	Dec-18	93	71	164
Total		1237	1069	2306

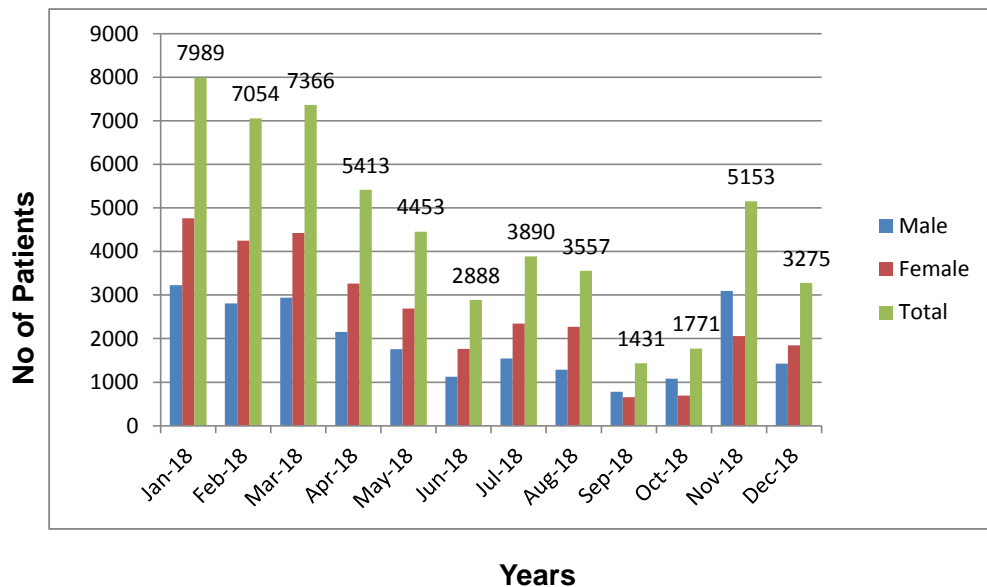
Summary Of Thallium
Jan - Dec 2018



Karachi Institute of Heart Diseases
Summary of OPD
Jan - Dec 2018

S.No	Month & Year	Male	Female	Total
1	Jan-18	3227	4762	7989
2	Feb-18	2807	4247	7054
3	Mar-18	2941	4425	7366
4	Apr-18	2151	3262	5413
5	May-18	1760	2693	4453
6	Jun-18	1125	1763	2888
7	Jul-18	1543	2347	3890
8	Aug-18	1287	2270	3557
9	Sep-18	779	652	1431
10	Oct-18	1080	691	1771
11	Nov-18	3092	2061	5153
12	Dec-18	1429	1846	3275
Total		23221	31019	54240

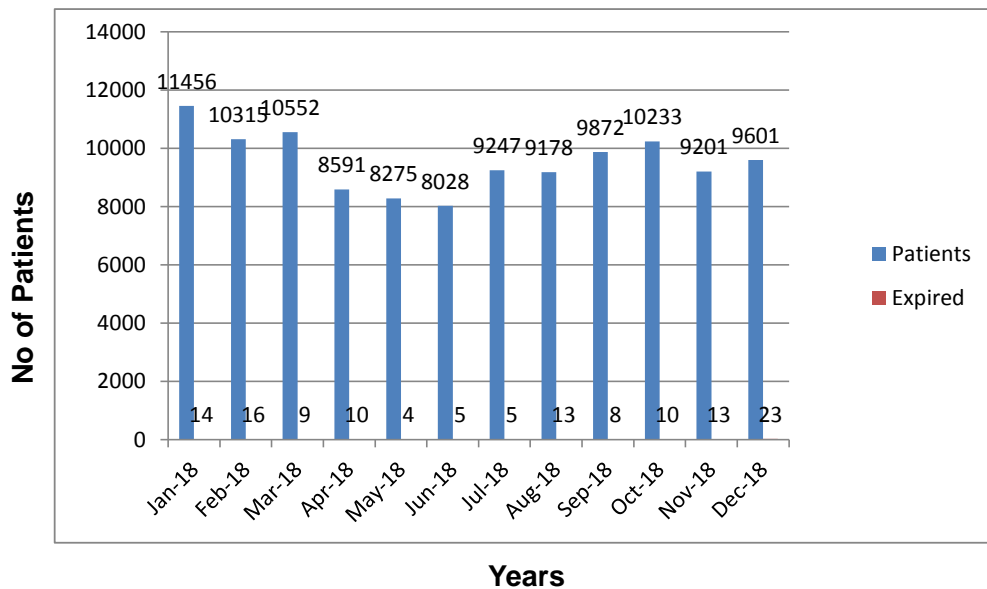
Summary Of OPD
Jan - Dec 2018



Karachi Institute of Heart Diseases
Summary of ER
Jan - Dec 2018

S.No	Month & Year	Patients	Expired	B.D	% of Exp
1	Jan-18	11456	14	161	0.1222
2	Feb-18	10315	16	132	0.155
3	Mar-18	10552	9	128	0.0852
4	Apr-18	8591	10	112	0.116
5	May-18	8275	4	138	0.0483
6	Jun-18	8028	5	117	0.0622
7	Jul-18	9247	5	116	0.054
8	Aug-18	9178	13	112	0.141
9	Sep-18	9872	8	116	0.081
10	Oct-18	10233	10	125	0.09
11	Nov-18	9201	13	102	0.141
12	Dec-18	9601	23	141	0.239
Total		114549	130	1500	0.113

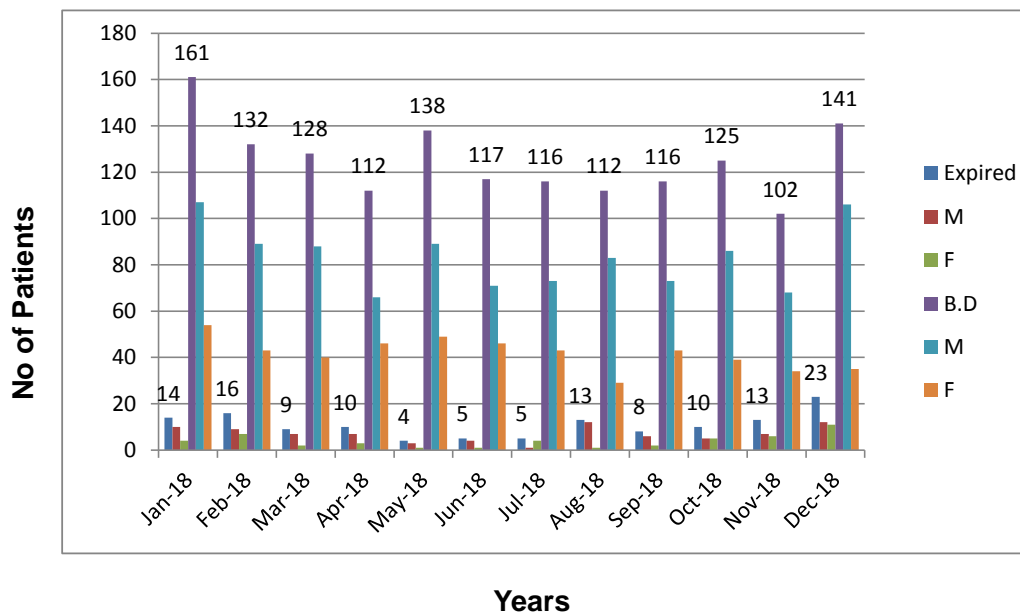
Summary Of E.R
Jan - Dec 2018



Karachi Institute of Heart Diseases
Summary of ER (Expire & BD)
Jan - Dec 2018

S.No	Month & Year	Expired	M	F	B.D	M	F
1	Jan-18	14	10	4	161	107	54
2	Feb-18	16	9	7	132	89	43
3	Mar-18	9	7	2	128	88	40
4	Apr-18	10	7	3	112	66	46
5	May-18	4	3	1	138	89	49
6	Jun-18	5	4	1	117	71	46
7	Jul-18	5	1	4	116	73	43
8	Aug-18	13	12	1	112	83	29
9	Sep-18	8	6	2	116	73	43
10	Oct-18	10	5	5	125	86	39
11	Nov-18	13	7	6	102	68	34
12	Dec-18	23	12	11	141	106	35
Total		130	83	47	1500	999	501

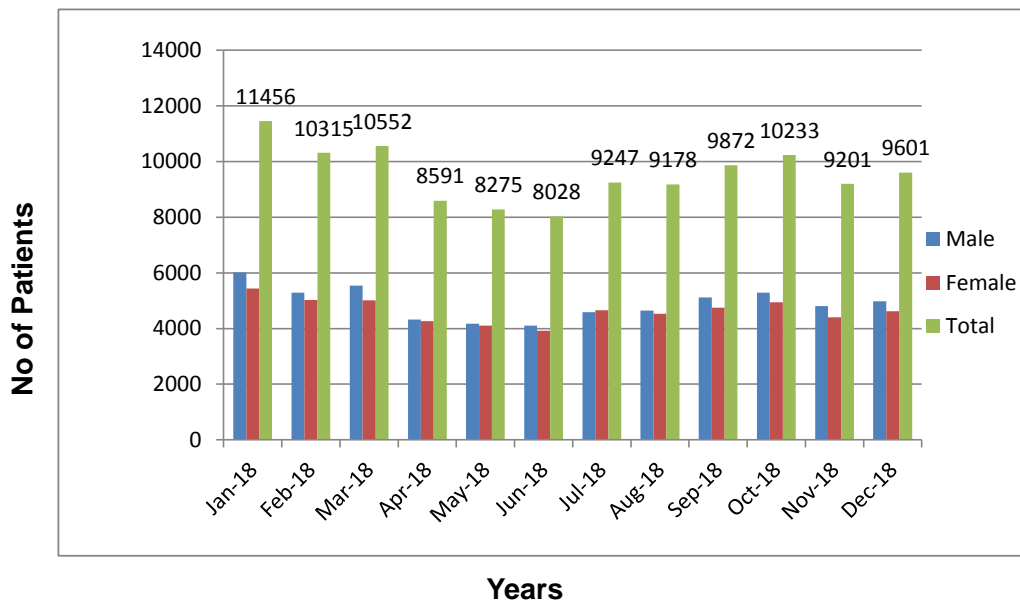
Summary Of E.R(Expire & BD)
Jan - Dec 2018



Karachi Institute of Heart Diseases
Summary of ER
Jan - Dec 2018

S.No	Month & Year	Male	Female	Total
1	Jan-18	6013	5443	11456
2	Feb-18	5285	5030	10315
3	Mar-18	5542	5010	10552
4	Apr-18	4328	4263	8591
5	May-18	4169	4106	8275
6	Jun-18	4107	3921	8028
7	Jul-18	4592	4655	9247
8	Aug-18	4651	4527	9178
9	Sep-18	5119	4753	9872
10	Oct-18	5286	4947	10233
11	Nov-18	4801	4400	9201
12	Dec-18	4979	4622	9601
Total		58872	55677	114549

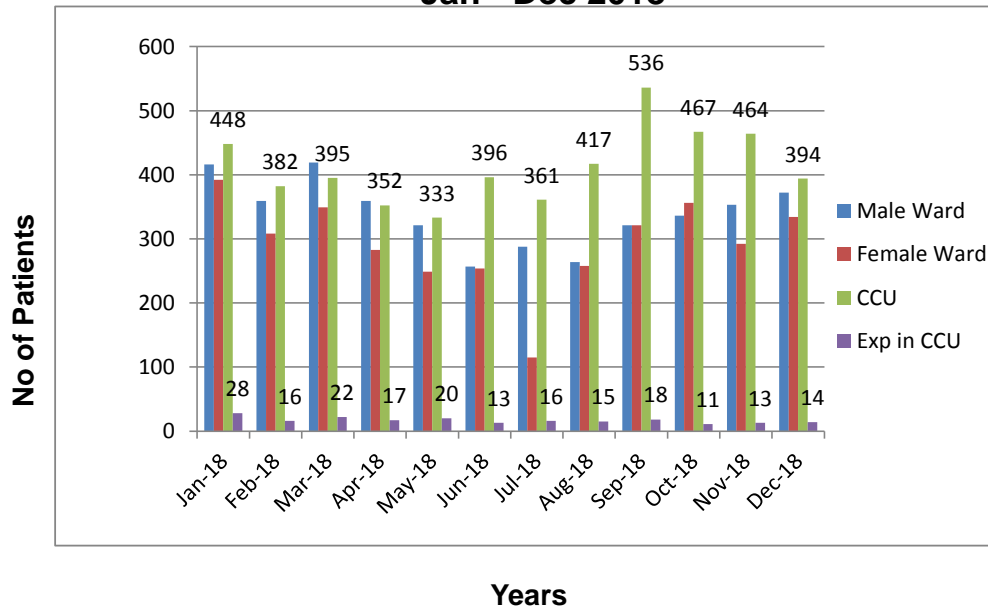
Summary Of E.R
Jan - Dec 2018



Karachi Institute of Heart Diseases
Summary of Admission
Jan - Dec 2018

S.No	Month & Year	Male Ward	Female Ward	CCU	Exp in CCU
1	Jan-18	416	392	448	28
2	Feb-18	359	308	382	16
3	Mar-18	419	349	395	22
4	Apr-18	359	283	352	17
5	May-18	321	249	333	20
6	Jun-18	257	254	396	13
7	Jul-18	288	115	361	16
8	Aug-18	264	258	417	15
9	Sep-18	321	321	536	18
10	Oct-18	336	356	467	11
11	Nov-18	353	292	464	13
12	Dec-18	372	334	394	14
Total		4065	3511	4945	203

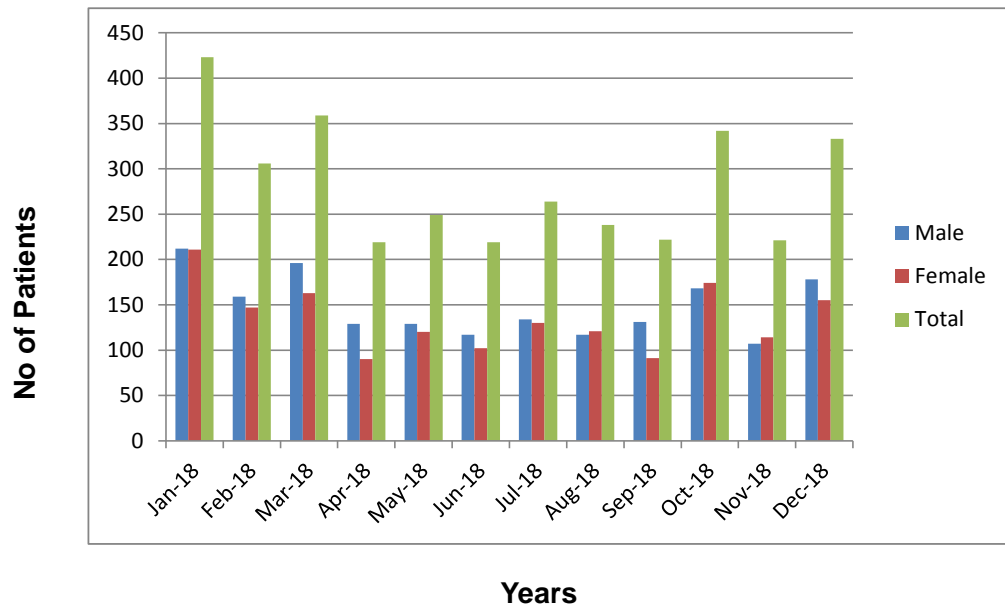
Summary Of Admission
Jan - Dec 2018



Karachi Institute of Heart Diseases
Summary of X-Ray
Jan - Dec 2018

S.No	Month & Year	Male	Female	Total
1	Jan-18	212	211	423
2	Feb-18	159	147	306
3	Mar-18	196	163	359
4	Apr-18	129	90	219
5	May-18	129	120	249
6	Jun-18	117	102	219
7	Jul-18	134	130	264
8	Aug-18	117	121	238
9	Sep-18	131	91	222
10	Oct-18	168	174	342
11	Nov-18	107	114	221
12	Dec-18	178	155	333
Total		1777	1618	3395

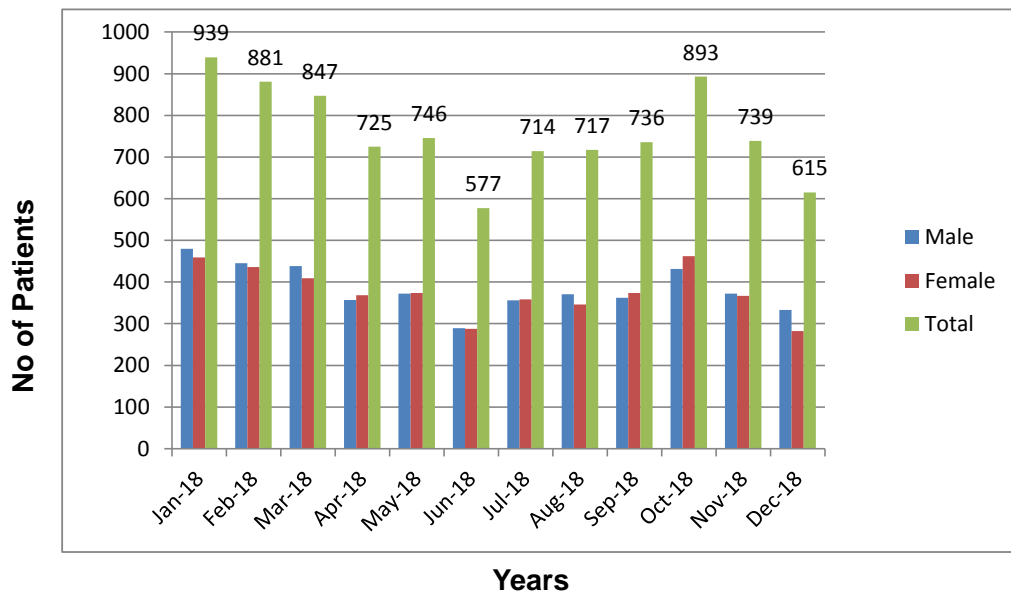
Summary Of X-RAY
Jan - Dec 2018



Karachi Institute of Heart Diseases
Summary of Echo
Jan - Dec 2018

S.No	Month & Year	Male	Female	Total
1	Jan-18	480	459	939
2	Feb-18	445	436	881
3	Mar-18	438	409	847
4	Apr-18	357	368	725
5	May-18	372	374	746
6	Jun-18	289	288	577
7	Jul-18	356	358	714
8	Aug-18	371	346	717
9	Sep-18	362	374	736
10	Oct-18	431	462	893
11	Nov-18	372	367	739
12	Dec-18	333	282	615
Total		4606	4523	9129

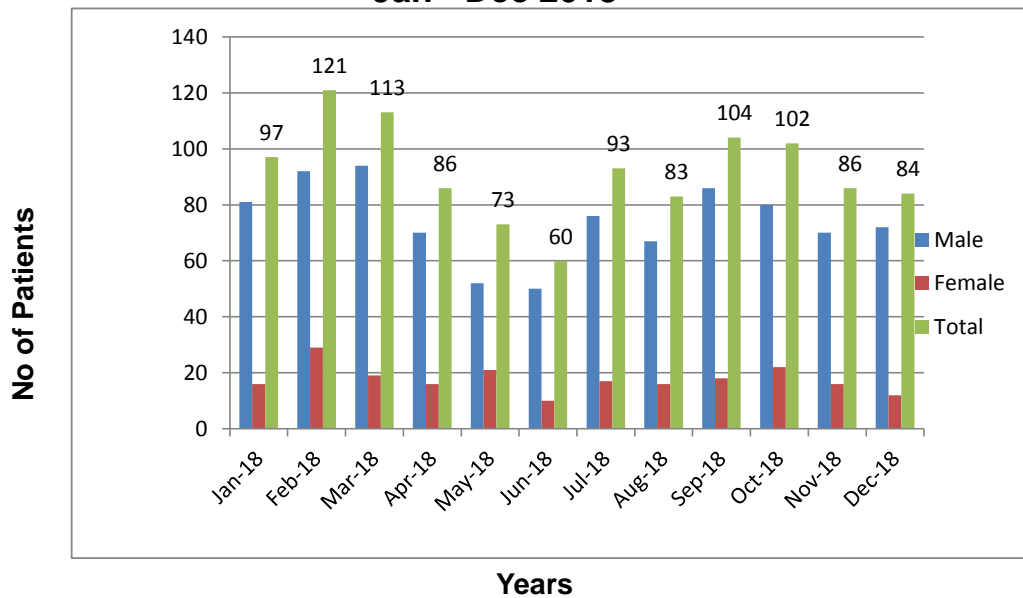
Summary Of ECHO
Jan - Dec 2018



Karachi Institute of Heart Diseases
Summary of ETT
Jan - Dec 2018

S.No	Month & Year	Male	Female	Total
1	Jan-18	81	16	97
2	Feb-18	92	29	121
3	Mar-18	94	19	113
4	Apr-18	70	16	86
5	May-18	52	21	73
6	Jun-18	50	10	60
7	Jul-18	76	17	93
8	Aug-18	67	16	83
9	Sep-18	86	18	104
10	Oct-18	80	22	102
11	Nov-18	70	16	86
12	Dec-18	72	12	84
Total		890	212	1102

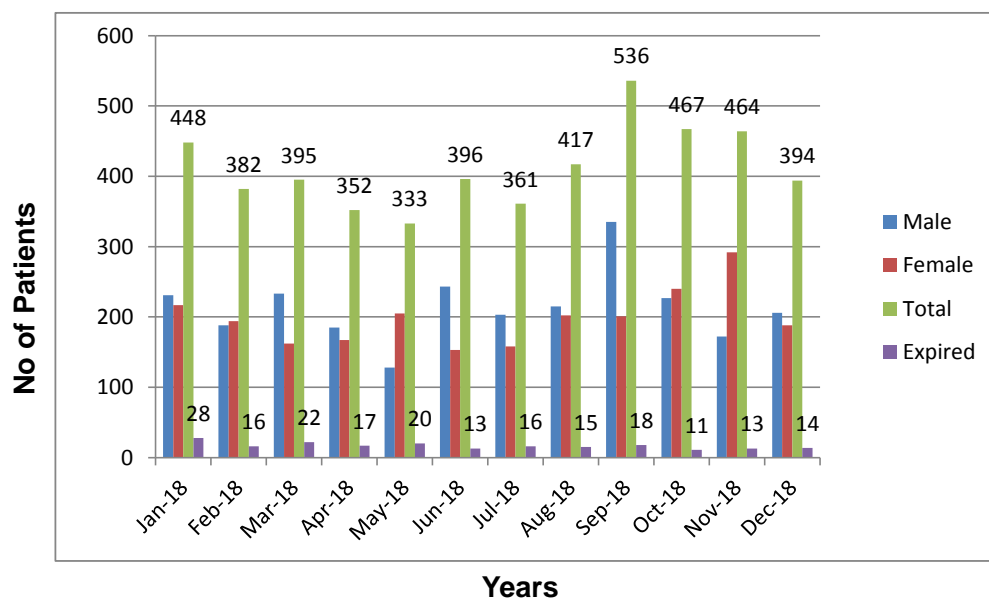
Summary Of ETT
Jan - Dec 2018



Karachi Institute of Heart Diseases
Summary of CCU
Jan - Dec 2018

S.No	Month & Year	Male	Female	Total	Expired	Male	Female
1	Jan-18	231	217	448	28	16	12
2	Feb-18	188	194	382	16	9	7
3	Mar-18	233	162	395	22	12	10
4	Apr-18	185	167	352	17	8	9
5	May-18	128	205	333	20	6	14
6	Jun-18	243	153	396	13	5	8
7	Jul-18	203	158	361	16	12	4
8	Aug-18	215	202	417	15	4	11
9	Sep-18	335	201	536	18	12	6
10	Oct-18	227	240	467	11	4	7
11	Nov-18	172	292	464	13	6	7
12	Dec-18	206	188	394	14	4	10
Total		2566	2379	4945	203	98	105

Summary Of CCU
Jan - Dec 2018



Karachi Institute of Heart Diseases
Summary of CCU
Jan - Dec 2018

S.No	Month & Year	Vent Patients	Male	Female	Vent Exp	Male	Female
1	Jan-18	48	30	18	26	15	11
2	Feb-18	38	24	14	12	8	4
3	Mar-18	48	31	17	22	12	10
4	Apr-18	28	17	11	11	5	6
5	May-18	30	18	12	12	7	5
6	Jun-18	36	25	11	13	5	8
7	Jul-18	34	22	12	5	3	2
8	Aug-18	34	20	14	12	4	8
9	Sep-18	36	23	13	6	4	2
10	Oct-18	29	19	10	5	2	3
11	Nov-18	37	21	16	8	3	5
12	Dec-18	43	23	20	11	7	4
Total		441	273	168	143	75	68

Summary Of CCU
Jan - Dec 2018

